



DESCRIPTION

The RB050L-40 is available in SMA Package

FEATURES

- Low Forward Voltage Drop
- High Current Capability
- High temperature Soldering guaranteed:
250°C/10 seconds, 0.375" (9.5mm) lead length,
5lbs. (2.3kg) tension
- Available in SMA Package

ORDERING INFORMATION

Package Type	Part Number
SMA	RB050L-40
Note	SPQ: 1,500pcs/Tape
AiT provides all RoHS Compliant Products	

MECHANICAL DATA

Terminals: Plated axial leads

Polarity: Color band denotes cathode end

Mounting Position: Any



MAXIMUM RATINGS AND THERMAL CHARACTERISTICS

Ratings at 25°C ambient temperature unless otherwise specified.

V_{RRM} , Maximum Repetitive Peak Reverse Voltage	40V
$V_{R(RMS)}$, Maximum RMS Voltage	28V
V_{DC} , Maximum DC Blocking Voltage	40V
I_{FM} , Maximum Average Forward Rectified Current	3.0A
V_F , Maximum Forward Voltage @ $I_F=3.0A$	0.55V
I_{FSM} , Peak Forward Surge Current 8.3 ms Single Half Sine-Wave	100A
I_R , Maximum Reverse Current @ $T_A=25^\circ C$	0.5mA
$R_{\theta JA}$, Typical Thermal Resistance	75°C/W
C_J , Type Junction Capacitance $V_R=4.0V$ $f=1.0MHz$	60pF
T_J, T_{STG} , Operating Junction and Storage Temperature Range	-50°C~+150°C

Stresses above may cause permanent damage to the device. These are stress ratings only and functional operation of the device at these or any other conditions beyond those indicated in the Electrical Characteristics are not implied. Exposure to absolute maximum rating conditions for extended periods may affect device reliability.



TYPICAL CHARACTERISTICS

Figure 1. Typical Forward Characteristic

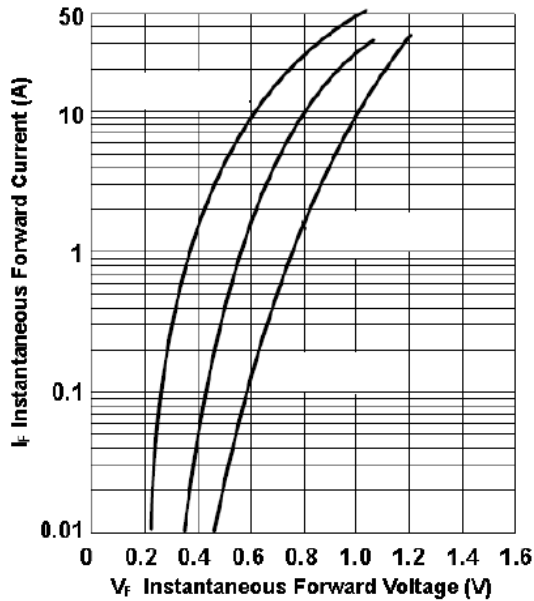


Figure 2. Forward Current Derating Curve

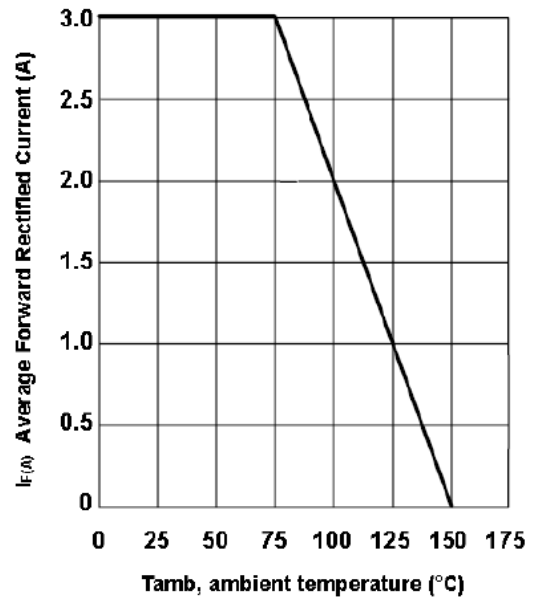


Figure 3. Maximum Non Repetitive Peak Forward Surge Current

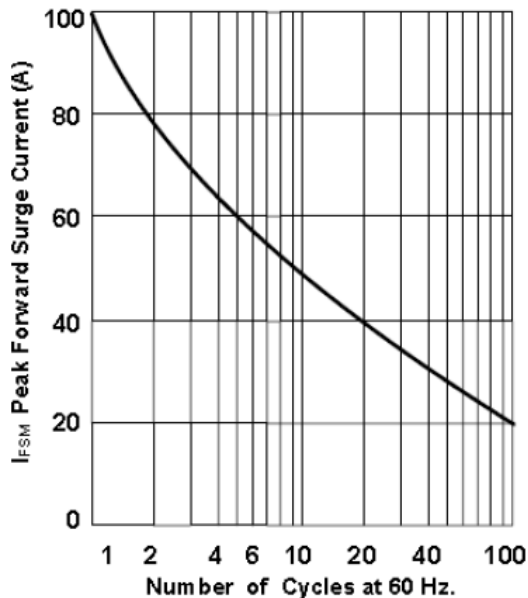
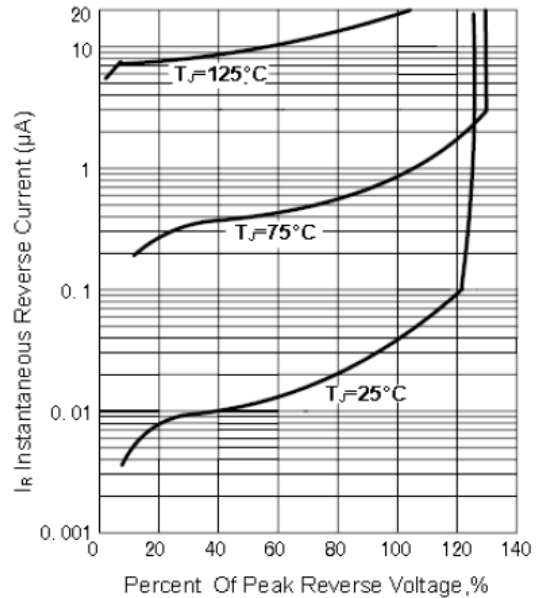


Figure 4. Typical Reverse Characteristics

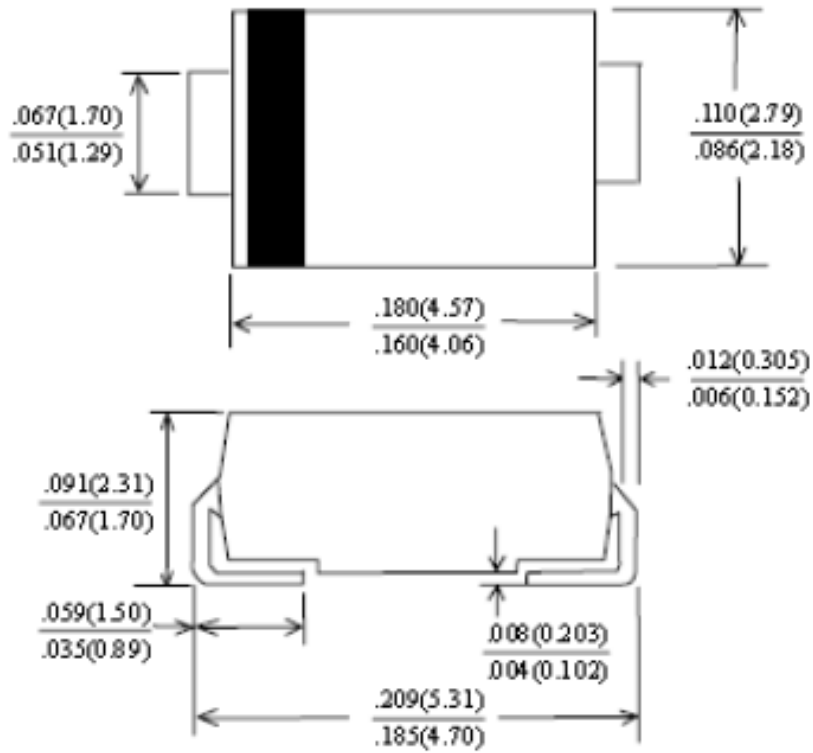




PACKAGE INFORMATION

Dimension in SMA Package

Unit: Inch(mm)





IMPORTANT NOTICE

AiT Components (AiT) reserves the right to make changes to any its product, specifications, to discontinue any integrated circuit product or service without notice, and advises its customers to obtain the latest version of relevant information to verify, before placing orders, that the information being relied on is current.

AiT Components' integrated circuit products are not designed, intended, authorized, or warranted to be suitable for use in life support applications, devices or systems or other critical applications. Use of AiT products in such applications is understood to be fully at the risk of the customer. As used herein may involve potential risks of death, personal injury, or servers property, or environmental damage. In order to minimize risks associated with the customer's applications, the customer should provide adequate design and operating safeguards.

AiT Components assumes no liability to customer product design or application support. AiT warrants the performance of its products of the specifications applicable at the time of sale.