



DESCRIPTION

The 1SR154-400/1SR154-600 are available in SMA Package

FEATURES

- High current capability
- High surge current capability
- High reliability
- Low reverse current
- Low forward voltage drop
- Available in SMA Package

ORDERING INFORMATION

Package Type	Part Number
SMA	1SR154-400
	1SR154-600
Note	SPQ: 1,500pcs/Reel
AiT provides all RoHS Compliant Products	

MECHANICAL DATA

Case : SMA Molded plastic
Epoxy : UL94V-O rate flame retardant
Lead : Lead Formed for Surface Mount
Polarity : Color band denotes cathode end
Mounting position : Any
Weight : 0.067 gram



ABSOLUTE MAXIMUM RATINGS

Ratings at 25°C ambient temperature unless otherwise specified. Single phase half-wave 60 Hz, resistive or inductive load, for capacitive load current derate by 20%.

Parameter	Symbol	1SR154-400	1SR154-600	Unit
Maximum Repetitive Peak Reverse Voltage	V_{RRM}	400	600	V
Maximum DC Blocking Voltage	V_{DC}	400	600	V
Maximum Absolute Peak Reverse Voltage	V_{RMS}	500	750	V
Maximum Average Forward Current	I_F	1.0		A
Peak Forward Surge Current 8.3ms Single Half Sine Wave Superimposed on Rated Load (JEDEC Method)	I_{FSM}	30		A
Maximum Forward Voltage at $I_F=1.0A$	V_F	1.1		V
Maximum DC Reverse Current at Rated DC Blocking Voltage	I_R	10		μA
Junction Temperature	T_J	150		°C
Storage Temperature Range	T_{STG}	-55 ~150		°C



TYPICAL CHARACTERISTICS

Figure 1. Derating Curve for Output Rectified Current

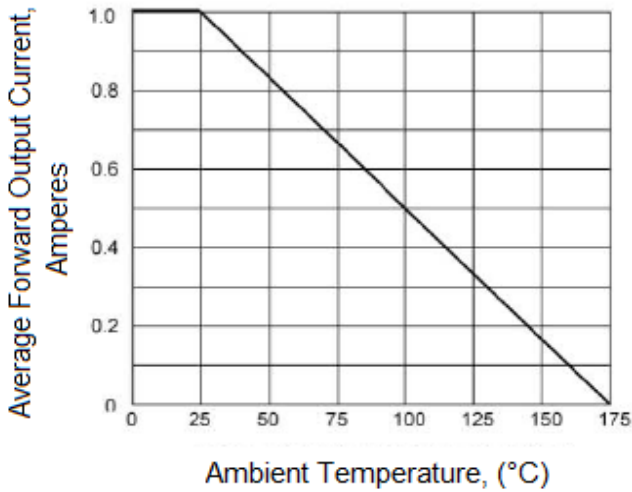


Figure 2. Maximum Non-Repetitive Peak Forward Surge Current

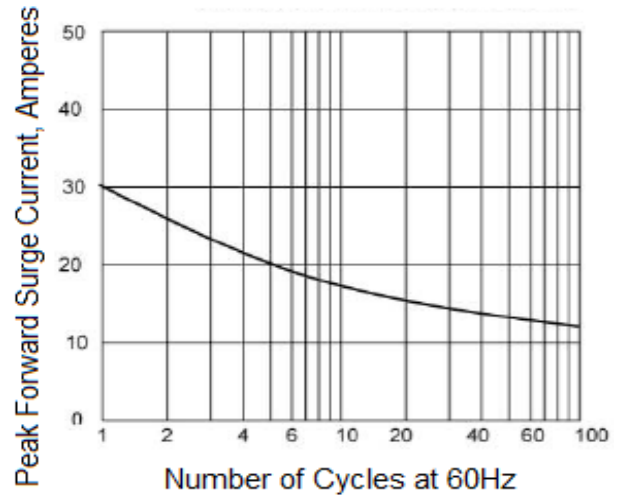


Figure 3. Typical Forward Characteristics

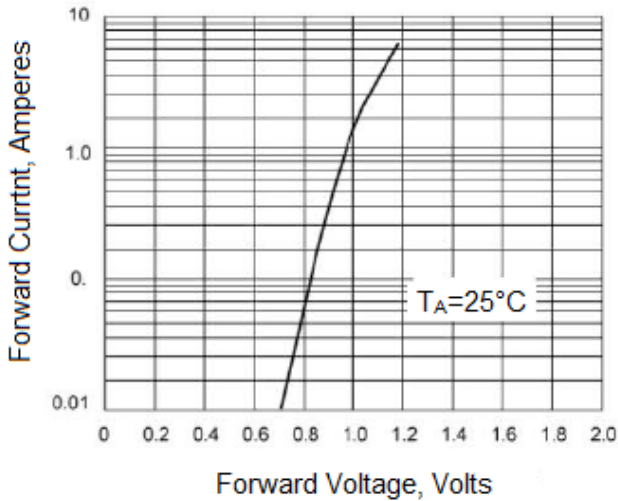
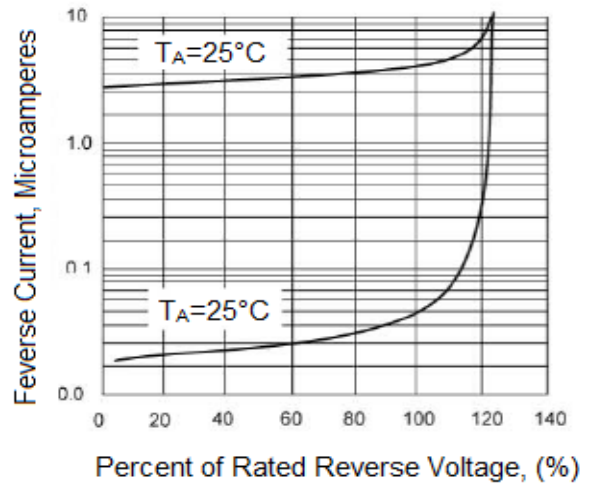


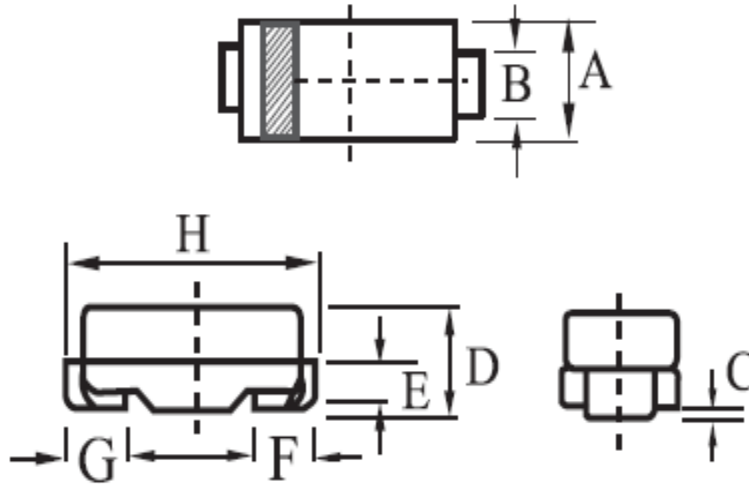
Figure 4. Typical Reverse Characteristics





PACKAGE INFORMATION

Dimension in SMA (DO-214AC) Package (Unit: mm)



DIM	MILLIMETERS		INCHES	
	MIN	MAX	MIN	MAX
A	2.20	2.80	0.086	0.110
B	1.30	1.70	0.051	0.067
C	-	0.20	-	0.008
D	1.70	2.55	0.067	0.100
E	0.20	1.30	0.008	0.051
F	0.90	1.50	0.035	0.059
G	0.90	1.50	0.035	0.059
H	4.70	5.30	0.185	0.209



IMPORTANT NOTICE

AiT Components (AiT) reserves the right to make changes to any its product, specifications, to discontinue any integrated circuit product or service without notice, and advises its customers to obtain the latest version of relevant information to verify, before placing orders, that the information being relied on is current.

AiT Components' integrated circuit products are not designed, intended, authorized, or warranted to be suitable for use in life support applications, devices or systems or other critical applications. Use of AiT products in such applications is understood to be fully at the risk of the customer. As used herein may involve potential risks of death, personal injury, or severe property, or environmental damage. In order to minimize risks associated with the customer's applications, the customer should provide adequate design and operating safeguards.

AiT Components assumes no liability to customer product design or application support. AiT warrants the performance of its products of the specifications applicable at the time of sale.