



DESCRIPTION

Silicon epitaxial planar

The RB551V-30 is available in SOD-323 Package

ORDERING INFORMATION

Package Type	Part Number
SOD-323	RB551V-30
Note	SPQ: 3,000pcs/Reel
AiT provides all RoHS Compliant Products	

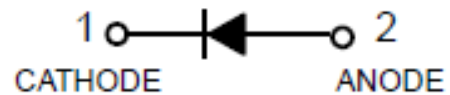
FEATURES

- Small surface mounting type.
- Ultra low V_F ($V_F=0.45V$ Typ. at 0.5A)
- High reliability.
- Available in SOD-323 Package

APPLICATIONS

- High-Frequency Rectification
- Switching Regulators

PIN DESCRIPTION






ABSOLUTE MAXIMUM RATINGS

T_A = 25°C

V _{RM} , Peak Reverse Voltage	30V
V _R , DC Reverse Voltage	20V
I _O , Mean Rectifying Current	0.5A
I _{FSM} , Peak Forward Surge Current ^{NOTE1}	2A
T _J , Junction Temperature	125°C
T _{STG} , Storage Temperature	-40°C~+125°C

Stresses above may cause permanent damage to the device. These are stress ratings only and functional operation of the device at these or any other conditions beyond those indicated in the Electrical Characteristics are not implied. Exposure to absolute maximum rating conditions for extended periods may affect device reliability.

NOTE1:60Hz for 1 

ELECTRICAL CHARACTERISTICS

T_A = 25°C

Parameter	Symbol	Conditions	Min.	Typ.	Max	Unit
Forward Voltage	V _{F1}	I _F =100mA	-	-	0.36	V
	V _{F2}	I _F =500mA	-	-	0.54	V
Reverse Current	I _R	V _R =20V	-	-	100	μA



TYPICAL CHARACTERISTICS

$T_A = 25^\circ\text{C}$

Figure 1. Forward Characteristics

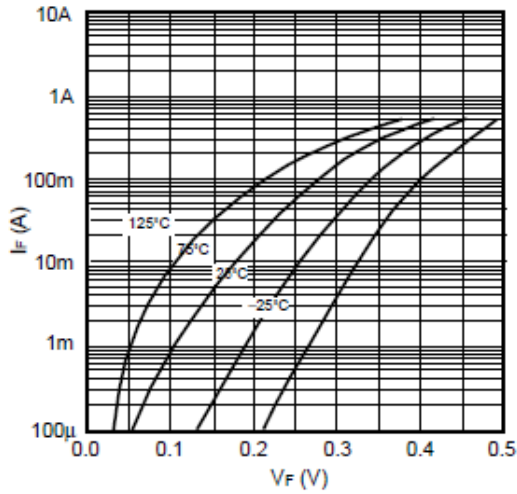


Figure 2. Reverse Characteristics

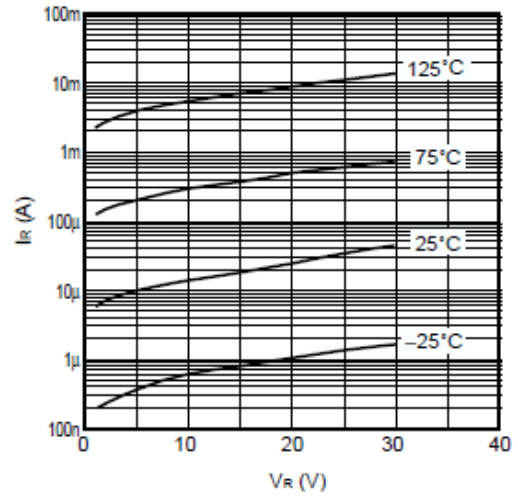


Figure 3. Capacitance Between Terminals Characteristics

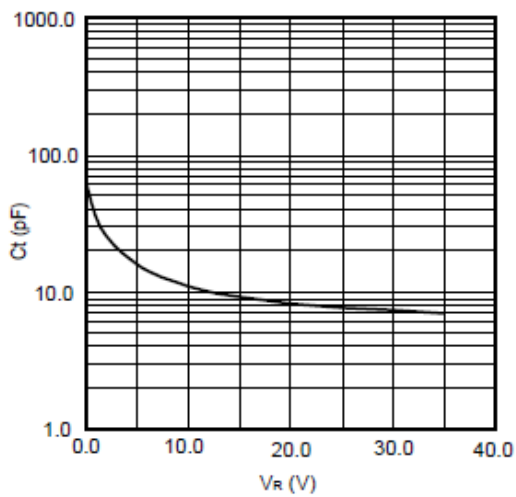
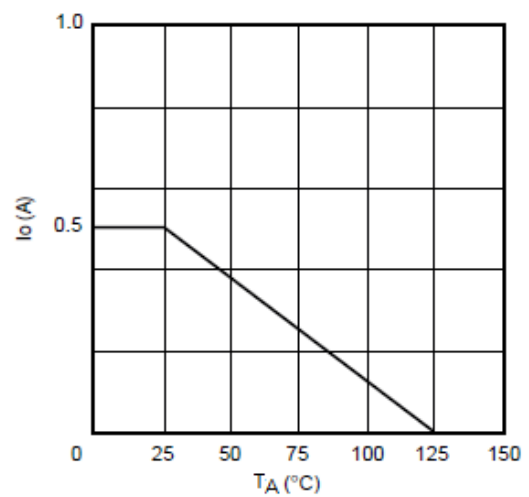


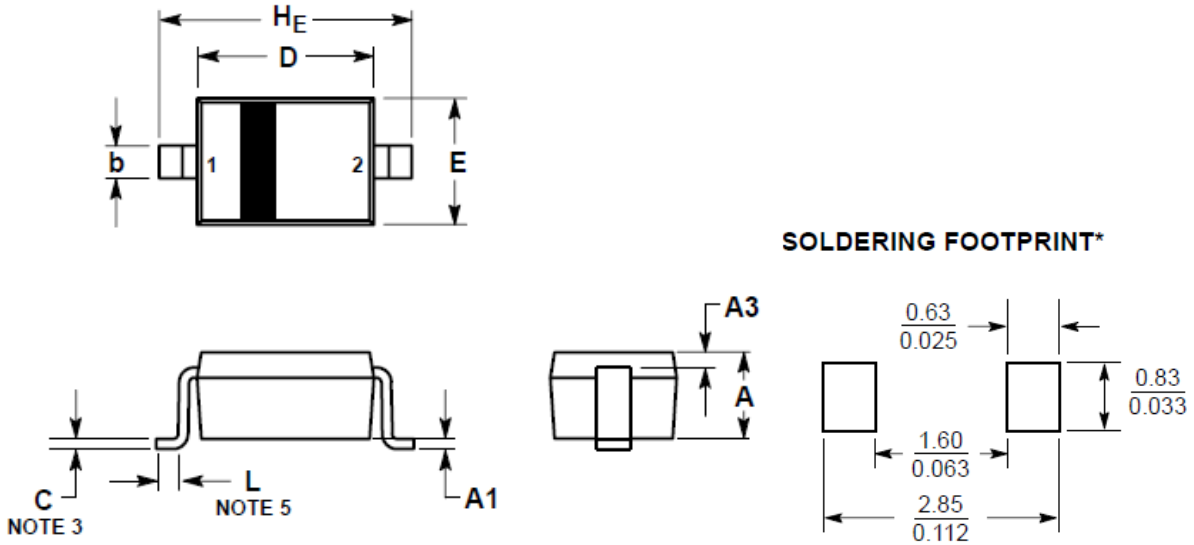
Figure 4. Derating Curve





PACKAGE INFORMATION

Dimension in SOD-323 Package (Unit: mm)



DIM	MILLIMETERS		INCHES	
	MIN	MAX	MIN	MAX
A	0.080	1.000	0.031	0.040
A1	0.000	0.100	0.000	0.004
A3	0.150 REF		0.006 REF	
b	0.250	0.400	0.010	0.016
C	0.089	0.177	0.003	0.007
D	1.600	1.800	0.062	0.070
E	1.150	1.350	0.045	0.053
L	0.080	-	0.003	-
HE	2.300	2.700	0.090	0.105



IMPORTANT NOTICE

AiT Components (AiT) reserves the right to make changes to any its product, specifications, to discontinue any integrated circuit product or service without notice, and advises its customers to obtain the latest version of relevant information to verify, before placing orders, that the information being relied on is current.

AiT Components' integrated circuit products are not designed, intended, authorized, or warranted to be suitable for use in life support applications, devices or systems or other critical applications. Use of AiT products in such applications is understood to be fully at the risk of the customer. As used herein may involve potential risks of death, personal injury, or servers property, or environmental damage. In order to minimize risks associated with the customer's applications, the customer should provide adequate design and operating safeguards.

AiT Components assumes to no liability to customer product design or application support. AiT warrants the performance of its products of the specifications applicable at the time of sale.