



DESCRIPTION

The MA728 available in SOD-323 Package.

ORDERING INFORMATION

Package Type	Part Number
SOD-323	MA728
Note	SPQ: 3,000pcs/Reel
AiT provides all RoHS Compliant Products	

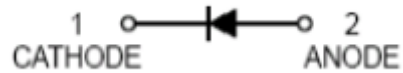
FEATURES

- Low Forward Voltage Drop.
- Guard Ring Construction For Transient Protection.
- Negligible Reverse Recovery Time.
- Low Reverse Capacitance.
- Available in SOD-323 Package

APPLICATIONS

- Schottky barrier switching.

PIN DESCRIPTION





MAXIMUM RATINGS

@ T_A=25°C, unless otherwise specified

V _{RR} , Peak Repetitive Peak Reverse Voltage	
V _{RWM} , Working Peak	30V
V _R , DC Reverse Voltage	
V _{R(RMS)} , RMS Reverse Voltage	28V
I _F , Forward Continuous Current	150mA
I _{FRM} , Repetitive Peak Forward Current @t _s ≤ 1.0s	1.5A
P _D , Power Dissipation	400 m/W
R _{θJA} , Thermal Resistance Junction to Ambient	300°C/W
T _{STG} , Storage Temperature	-65°C to +125°C

Stresses above may cause permanent damage to the device. These are stress ratings only and functional operation of the device at these or any other conditions beyond those indicated in the Electrical Characteristics are not implied. Exposure to absolute maximum rating conditions for extended periods may affect device reliability.

ELECTRICAL CHARACTERISTICS

@ T_A=25°C, unless otherwise specified

Parameter Symbol	Symbol	Conditions	Min.	Typ.	Max.	Unit
Reverse Breakdown Voltage	V _{(BR)R}	I _R =10μA	30			V
Forward Voltage	V _F	I _F =20mA I _F =200mA			0.4 0.8	V
Reverse Current	I _{RM}	V _R =30V V _R =20V V _R =10V			5.0	μA
Capacitance Between Terminals	C _T	V _R =0, f=1MHz		50		A
Reverse Recovery Time	t _{rr}	I _R =I _F =200mA I _{rr} =0.1*I _R , R _L =100Ω		10		m/W



TYPICAL CHARACTERISTICS

Figure 1. Typical Forward Characteristics

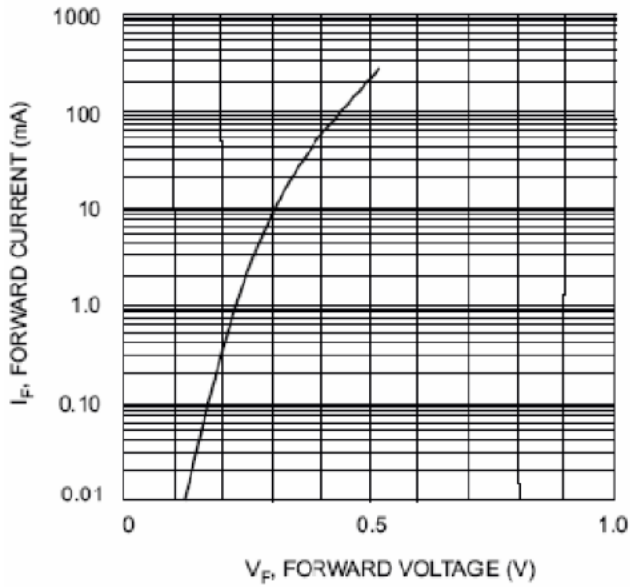
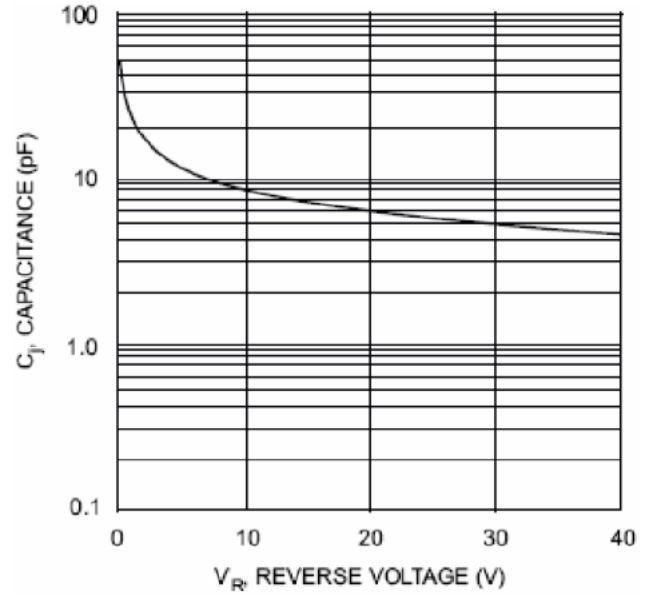


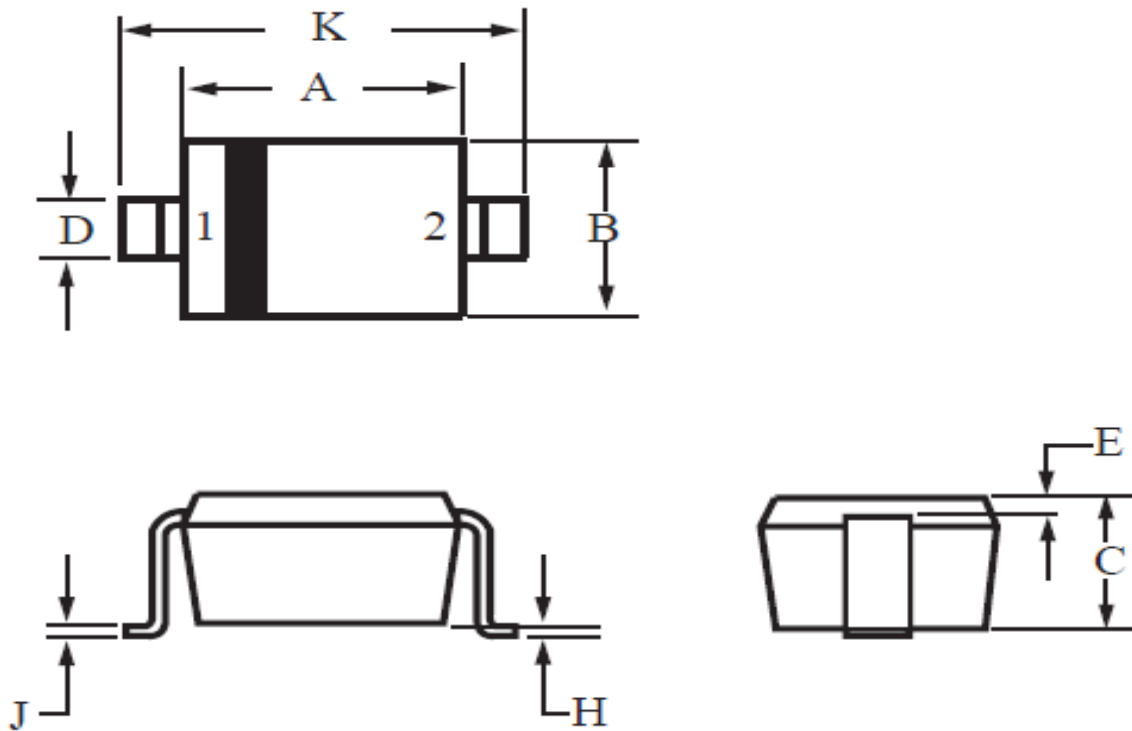
Figure 2. Typ. Junction Capacitance vs. Reverse Voltage





PACKAGE INFORMATION

Dimension in SOD-323 Package (Unit: mm)



DIM	MILLIMETERS		INCHES	
	MIN	MAX	MIN	MAX
A	1.600	1.800	0.063	0.071
B	1.150	1.350	0.045	0.053
C	0.800	1.000	0.031	0.039
D	0.250	0.400	0.010	0.016
E	0.15 REF		0.006 REF	
H	0.000	0.100	0.000	0.004
J	0.089	0.177	0.0035	0.0070
K	2.300	2.700	0.091	0.106



IMPORTANT NOTICE

AiT Components (AiT) reserves the right to make changes to any its product, specifications, to discontinue any integrated circuit product or service without notice, and advises its customers to obtain the latest version of relevant information to verify, before placing orders, that the information being relied on is current.

AiT Components' integrated circuit products are not designed, intended, authorized, or warranted to be suitable for use in life support applications, devices or systems or other critical applications. Use of AiT products in such applications is understood to be fully at the risk of the customer. As used herein may involve potential risks of death, personal injury, or severe property, or environmental damage. In order to minimize risks associated with the customer's applications, the customer should provide adequate design and operating safeguards.

AiT Components assumes to no liability to customer product design or application support. AiT warrants the performance of its products of the specifications applicable at the time of sale.