



DESCRIPTION

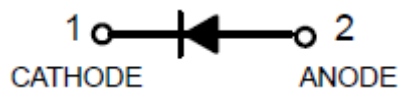
Silicon epitaxial planar.

The RB550V-30 is available in SOD-523 Package.

ORDERING INFORMATION

Package Type	Part Number
SOD-523	RB550V-30
Note	3,000pcs/Reel
AiT provides all RoHS Compliant Products	

PIN DESCRIPTION



FEATURES

- Small surface mounting type
- Low V_F , Low I_R
- High reliability
- Available in SOD-523 Package

APPLICATIONS

- General rectification



ABSOLUTE MAXIMUM RATINGS

$T_A = 25^\circ\text{C}$

V_{RM} , Reverse voltage (repetitive peak)	30V
V_R , Reverse voltage (DC)	30V
I_o , Average rectified forward current	1A
I_{FSM} , Forward current surge peak	3A
T_J , Junction temperature	150°C
T_{stg} , Storage temperature	-40°C ~ +150°C

Stresses above may cause permanent damage to the device. These are stress ratings only and functional operation of the device at these or any other conditions beyond those indicated in the Electrical Characteristics are not implied. Exposure to absolute maximum rating conditions for extended periods may affect device reliability.

ELECTRICAL CHARACTERISTICS

$T_A = 25^\circ\text{C}$

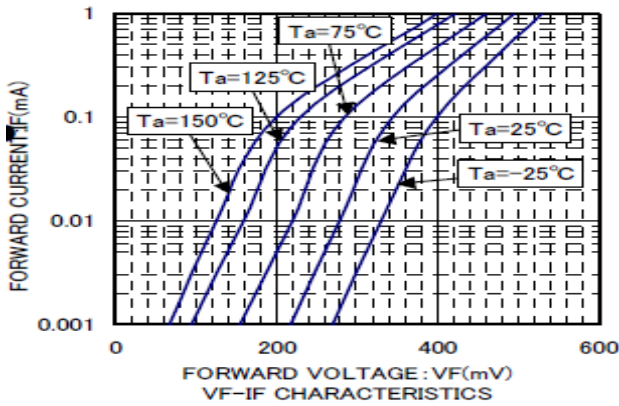
Parameter	Symbol	Conditions	Min.	Typ.	Max.	Unit
Forward voltage	V_{F1}	$I_F=100\text{mA}$	-	-	0.39	V
	V_{F2}	$I_F=700\text{mA}$	-	-	0.49	V
	V_{F3}	$I_F=1\text{A}$	-	-	0.52	μA
Reverse current	I_R	$V_R=10\text{V}$	-	1	30	μA



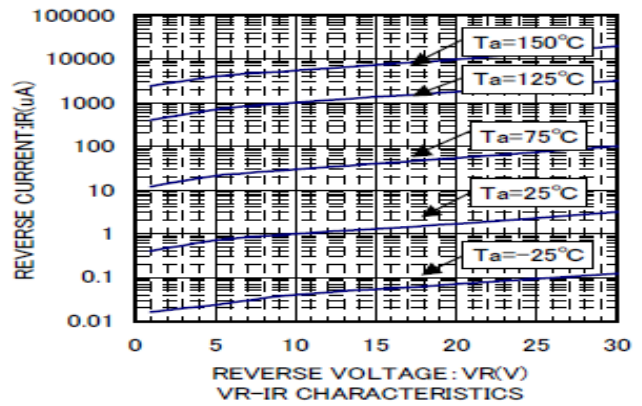
TYPICAL CHARACTERISTICS

T_A = 25°C

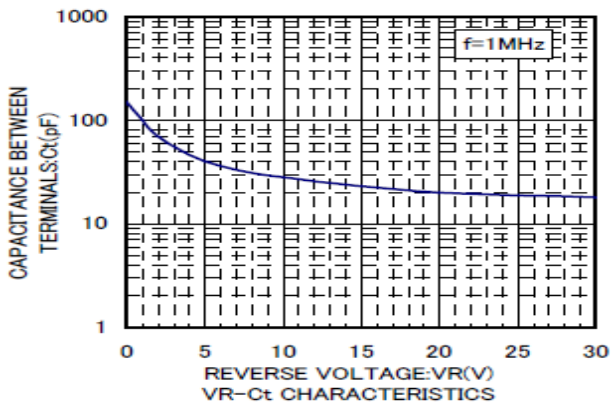
1.



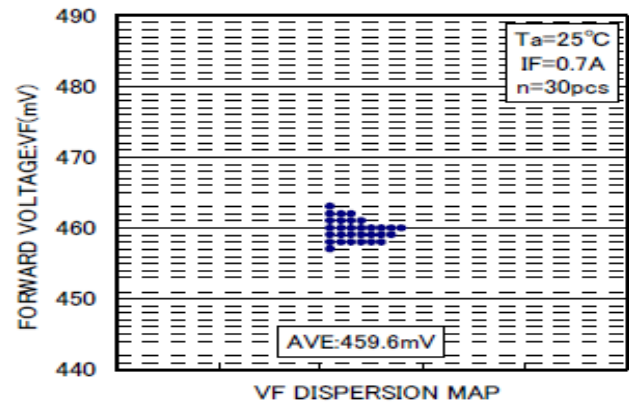
2.



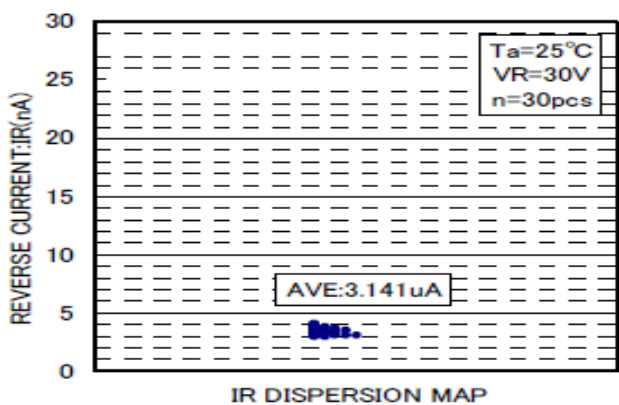
3.



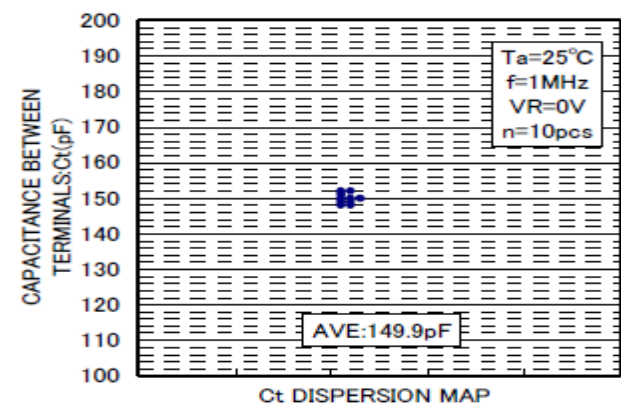
4.



5.

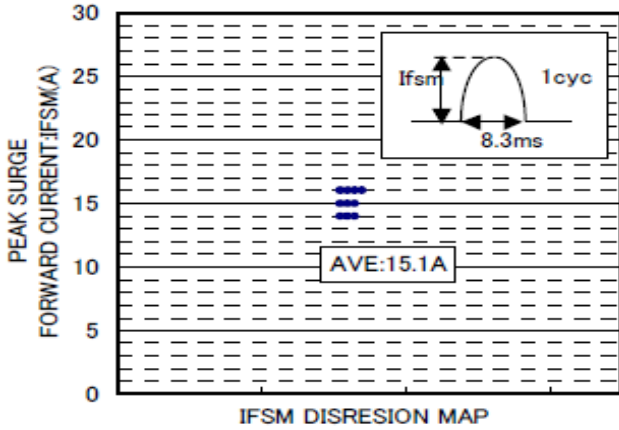


6.

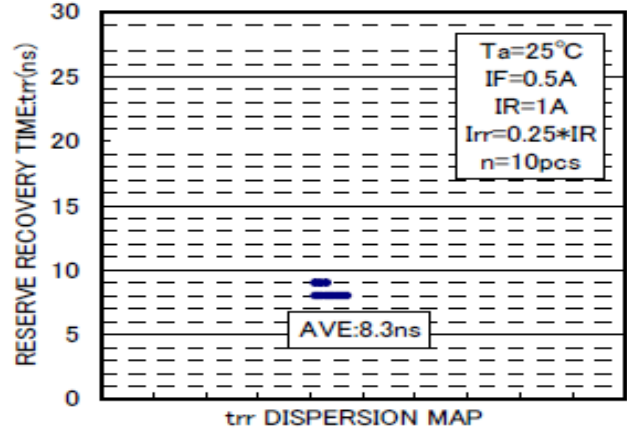




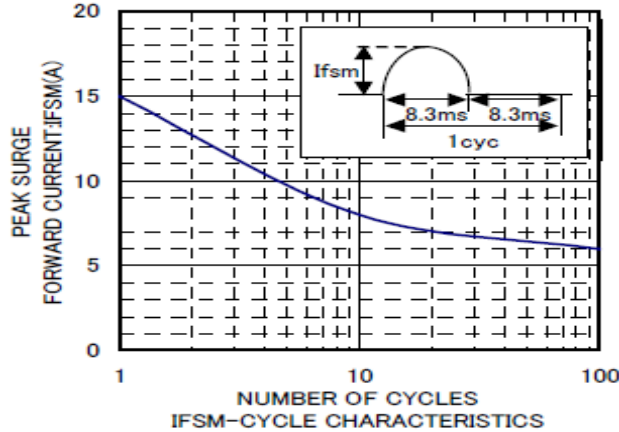
7.



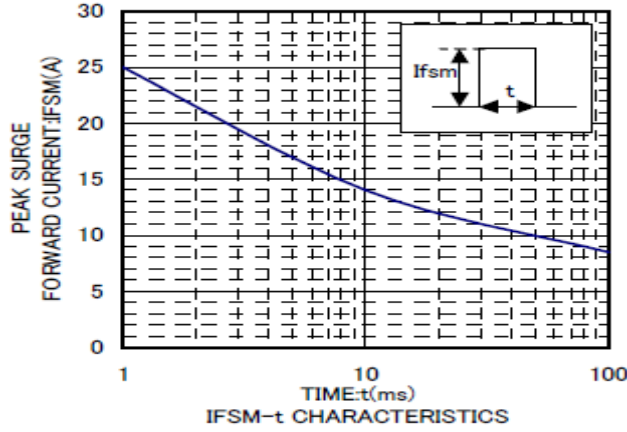
8.



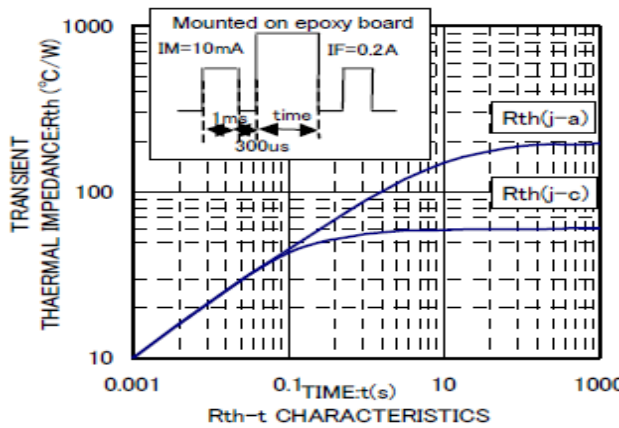
9.



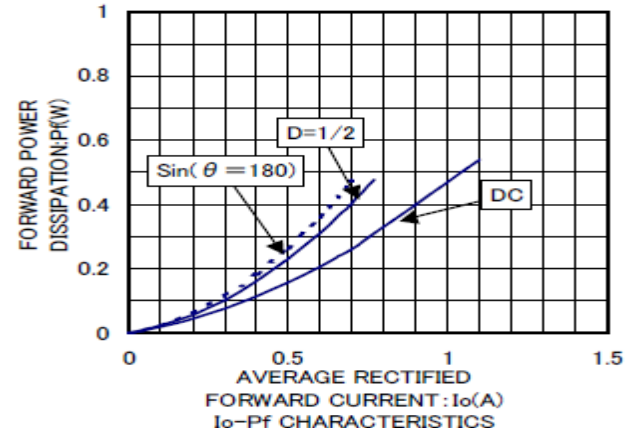
10.



11.

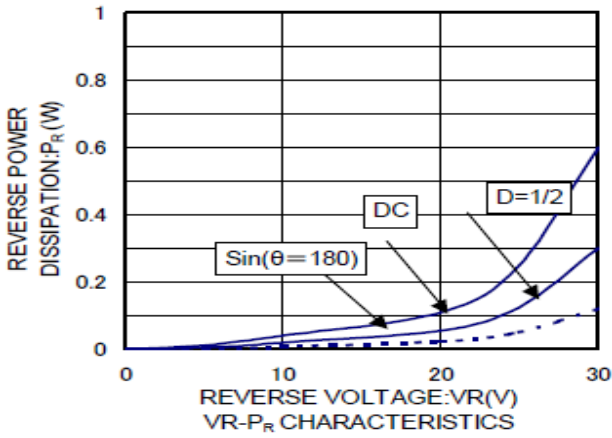


12.

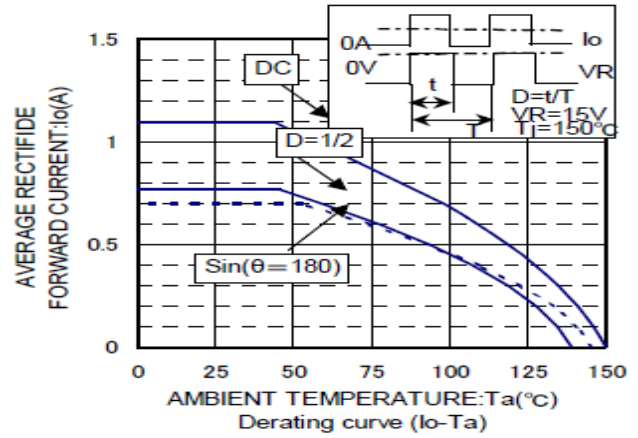




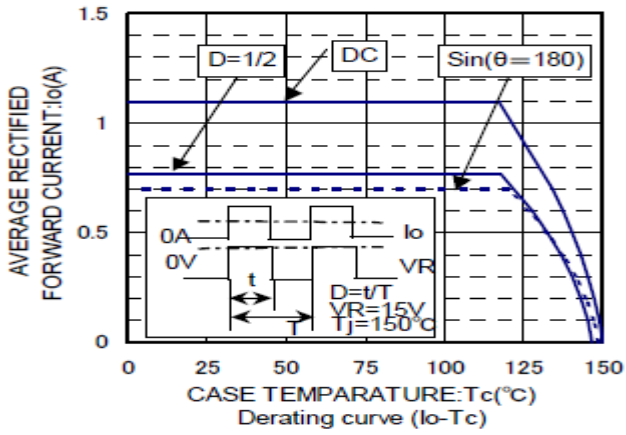
13.



14.



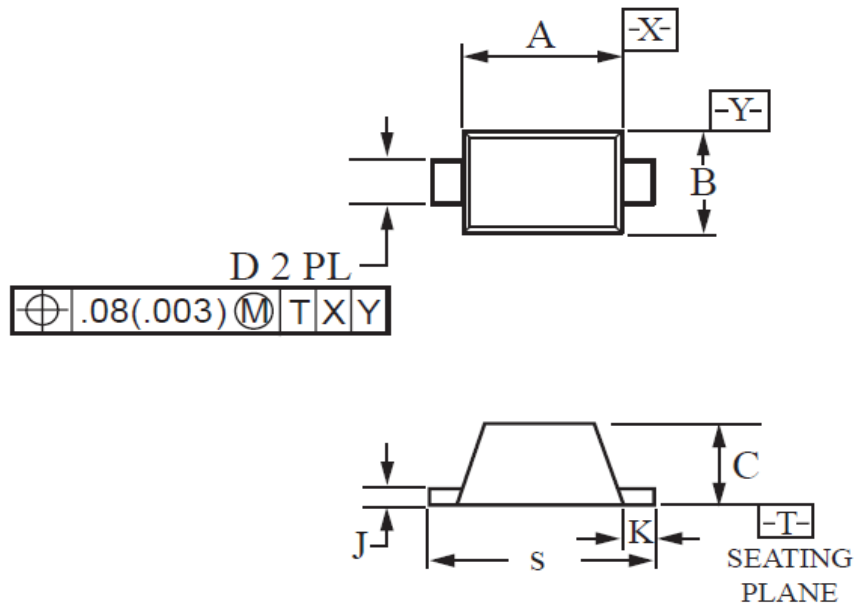
15.





PACKAGE INFORMATION

Dimension in SOD-523 Package (Unit: mm)



DIM	INCHES		MILLIMETERS	
	MIN	MAX	MIN	MAX
A	1.10	1.30	0.043	0.051
B	0.70	0.90	0.028	0.035
C	0.50	0.70	0.020	0.028
D	0.25	0.35	0.010	0.014
J	0.07	0.20	0.0028	0.0079
K	0.15	0.25	0.006	0.010
S	1.50	1.70	0.059	0.067



IMPORTANT NOTICE

AiT Components (AiT) reserves the right to make changes to any its product, specifications, to discontinue any integrated circuit product or service without notice, and advises its customers to obtain the latest version of relevant information to verify, before placing orders, that the information being relied on is current.

AiT Components' integrated circuit products are not designed, intended, authorized, or warranted to be suitable for use in life support applications, devices or systems or other critical applications. Use of AiT products in such applications is understood to be fully at the risk of the customer. As used herein may involve potential risks of death, personal injury, or severe property, or environmental damage. In order to minimize risks associated with the customer's applications, the customer should provide adequate design and operating safeguards.

AiT Components assumes no liability to customer product design or application support. AiT warrants the performance of its products of the specifications applicable at the time of sale.