



## DESCRIPTION

The 1N4148W is available in SOD-123 Package.

## FEATURES

- Fast Switching Speed
- Surface Mount Package Ideally Suited for Automatic Insertion
- For General Purpose Switching Applications
- High Conductance
- Available in SOD-123 Package

## ORDERING INFORMATION

Package Type	Part Number
SOD-123	1N4148W
Note	3,000pcs/Reel
AiT provides all RoHS Compliant Products	

## MECHANICAL DATA

- Case: SOD-123, Molded Plastic
- Terminals: Solderable per MIL-STD-202, Method 208
- Polarity: Cathode Band
- Marking: Type Code only or Date Code and Type Code: T4
- Weight: 0.01 grams (approx.)

## PIN DESCRIPTION



Equivalent Circuit Diagram



## ABSOLUTE MAXIMUM RATINGS

@T<sub>A</sub> = 25°C unless otherwise specified

V <sub>RM</sub> , Non-Repetitive Peak Reverse Voltage	100V
V <sub>RRM</sub> , Peak Repetitive Reverse Voltage	75V
V <sub>RWM</sub> , Working Peak Reverse Voltage	75V
V <sub>R</sub> , DC Blocking Voltage	75V
V <sub>R(RMS)</sub> , RMS Reverse Voltage	53V
I <sub>FM</sub> , Forward Continuous Current <sup>NOTE1</sup>	
I <sub>O</sub> , Average Rectified Output Current <sup>NOTE1</sup>	150mA
I <sub>FSM</sub> , Non-Repetitive Peak Forward Surge Current	
@t = 1.0μs	2.0 A
@t = 1.0s	1.0 A
P <sub>d</sub> , Power Dissipation <sup>NOTE1</sup>	350mW
R <sub>θJA</sub> , Thermal Resistance Junction to Ambient Air <sup>NOTE1</sup>	357K/W
T <sub>J</sub> , T <sub>STG</sub> , Operating and Storage Temperature Range	-65°C to +150°C

Stresses above may cause permanent damage to the device. These are stress ratings only and functional operation of the device at these or any other conditions beyond those indicated in the Electrical Characteristics are not implied. Exposure to absolute maximum rating conditions for extended periods may affect device reliability.

NOTE1: Valid provided that terminals are kept at ambient temperature.



## ELECTRICAL CHARACTERISTICS

T<sub>A</sub> = 25°C unless otherwise specified

Parameter	Symbol	Conditions	Min	Max	Unit
Maximum Forward Voltage	V <sub>FM</sub>	I <sub>F</sub> = 1.0mA	-	0.715	V
		I <sub>F</sub> = 10mA	-	0.855	
		I <sub>F</sub> = 50mA	-	1.0	
		I <sub>F</sub> = 150mA	-	1.25	
Maximum Peak Reverse Current	I <sub>RM</sub>	V <sub>R</sub> = 75V	-	1.0	μA
		V <sub>R</sub> = 75V, T <sub>J</sub> = 150°C	-	50	
		V <sub>R</sub> = 25V, T <sub>J</sub> = 150°C	-	30	
		V <sub>R</sub> = 20V	-	25	nA
Junction Capacitance	C <sub>J</sub>	V <sub>R</sub> = 0, f = 1.0MHz	-	2.0	pF
Reverse Recovery Time	t <sub>rr</sub>	I <sub>F</sub> = I <sub>R</sub> = 10mA, I <sub>rr</sub> = 0.1 x I <sub>R</sub> , R <sub>L</sub> = 100Ω	-	4.0	ns



## TYPICAL CHARACTERISTICS

Fig. 1 Forward Characteristics

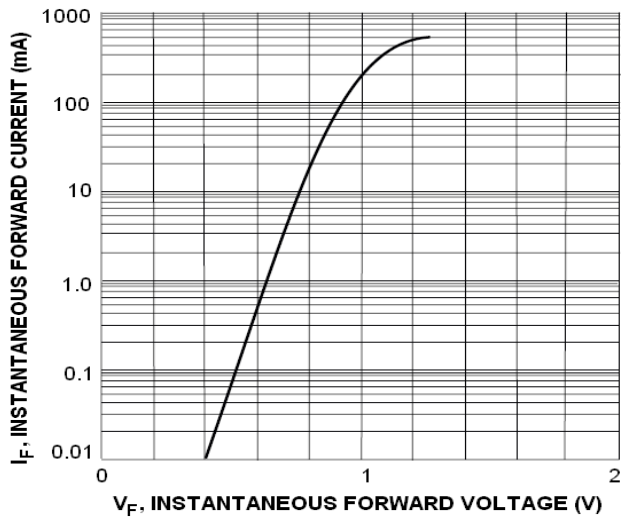
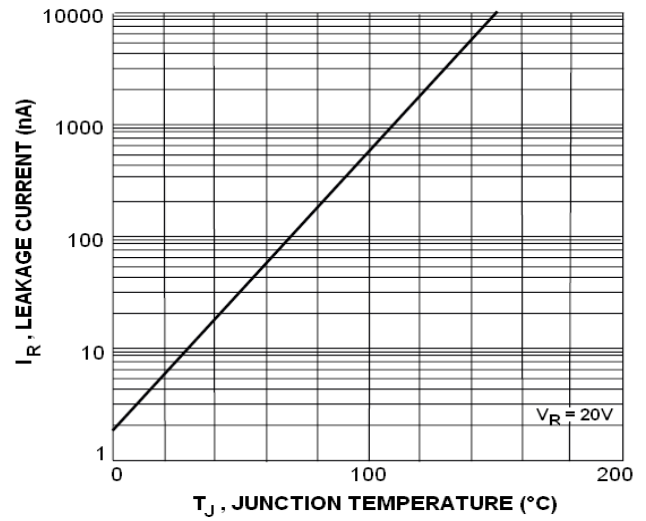


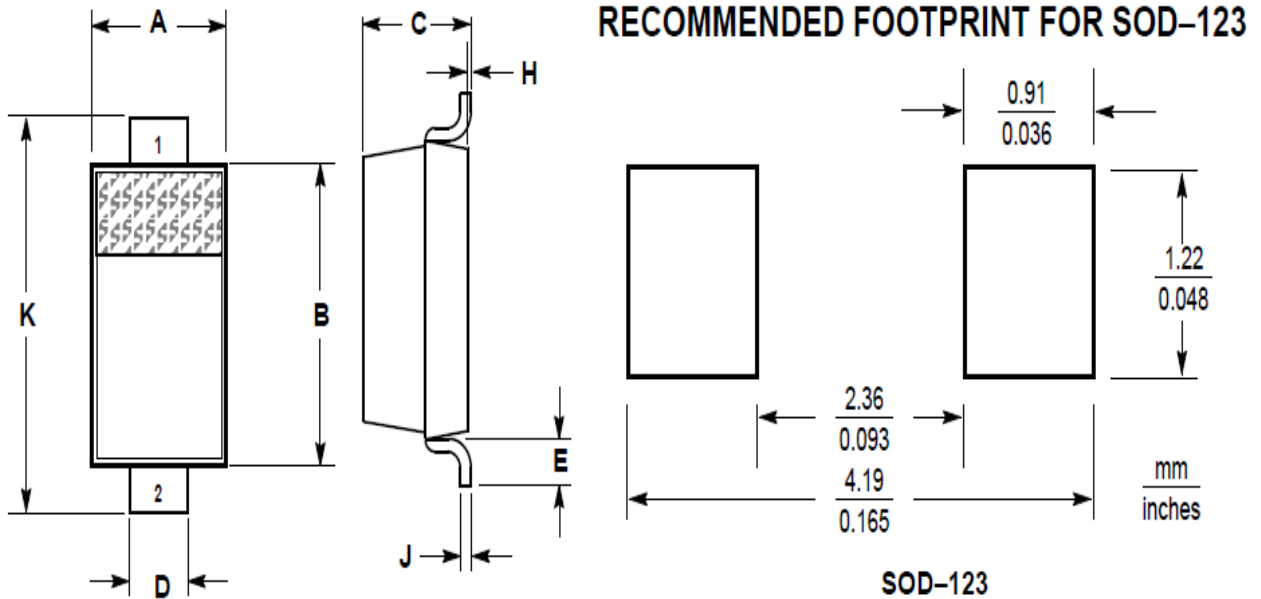
Fig. 2 Leakage Current vs Junction Temperature





**PACKAGE INFORMATION**

Dimension in SOD-123 Package (Unit: mm)



DIM	INCHES		MILLIMETERS	
	MIN	MAX	MIN	MAX
A	0.055	0.071	1.40	1.80
B	0.100	0.112	2.55	2.85
C	0.037	0.053	0.95	1.35
D	0.020	0.028	0.50	0.70
E	0.004	-	0.25	-
H	0.000	0.004	0.00	0.10
J	-	0.006	-	0.15
K	0.140	0.152	3.55	3.85



## IMPORTANT NOTICE

AiT Components (AiT) reserves the right to make changes to any its product, specifications, to discontinue any integrated circuit product or service without notice, and advises its customers to obtain the latest version of relevant information to verify, before placing orders, that the information being relied on is current.

AiT Components' integrated circuit products are not designed, intended, authorized, or warranted to be suitable for use in life support applications, devices or systems or other critical applications. Use of AiT products in such applications is understood to be fully at the risk of the customer. As used herein may involve potential risks of death, personal injury, or severe property, or environmental damage. In order to minimize risks associated with the customer's applications, the customer should provide adequate design and operating safeguards.

AiT Components assumes no liability to customer product design or application support. AiT warrants the performance of its products of the specifications applicable at the time of sale.